

**Police: Officer vacancy at 46%,
'General' share remains over 50%**

India Justice Report (IJR)'s analysis of the data on police¹ vacancies in Rajasthan shows that vacancy among officers grew from 22% in 2008 to 46% in 2021. As per latest data Data on Police Organisations (DOPO 2022), these vacancies are mainly concentrated among the OBC officers (66%), followed by Scheduled Castes (SC) (46%). Scheduled Tribes (ST) officer vacancy dropped from 47% to 38% between 2008 and 2021. As of 2022, Other Backward Classes (OBC) have the highest share of 25% among the caste category judges in Rajasthan subordinate courts.

The analysis is based on Data on Police Organisations Reports released by the Bureau of Police Research and Development, Ministry of Home Affairs, and the Department of Justice dashboards. The India Justice Report (IJR) was initiated in 2019, the partners include Centre for Social Justice, Common Cause, Commonwealth Human Rights Initiative, DAKSH, TISS-Prayas, Vidhi Centre for Legal Policy and How India Lives.

IJR Ranking

Rank among 18 large & mid-sized states

	IJR 1 (2019)	IJR 2 (2020)	IJR 3 (2022)
Overall	14	10	15
Police	17	16	14
Prisons	12	1	8
Judiciary	8	10	17
Legal Aid	11	13	17

■ Best (Ranks 1-6) ■ Middle (Ranks 7-12) ■ Worst (Ranks 13-18)

This factsheet presents analysis of police and judiciary strength in Rajasthan from 2008 to 2021 and 2018 to 2022, respectively.

For Rajasthan, the key highlights are:

Police

While sanctioned strength² doubled between 2008 and 2021, vacancies grew threefold.

- The share of 'general' category is declining, but remains dominant at 57% and 53% among officers and constabulary respectively.
- Vacancies among OBCs halved and SCs grew from 9% to 13%. STs met their sanctioned quota.
- There were more than 5000 'general' category positions vacant in 2021, as opposed to no vacant positions in 2008.

Judiciary³

Between 2018 and 2022, High Court judge vacancies grew from 45% to 48% and from 16% to 20% among the subordinate court judges.

- As of 2022, of the 317 vacant positions for judges in subordinate courts, 196 vacancies are from SC/ST/OBC.
- The representation of women at the High Court level stagnated at 8%, whereas the share among subordinate court judges improved from 27% in 2018 to 40% of the working strength in 2022.

1. The present analysis is based on Data on Police Organisations Reports released by the Bureau of Police Research and Development, Ministry of Home Affairs, and the Department of Justice dashboard between 2008 and 2022.
2. Sanctioned strength and vacancies have been calculated for officers and constables only.
3. Officers include the ranks of Deputy Superintendent (Dy.SP), Inspector, Sub-Inspector (SI) and Assistant Sub-Inspector (ASI). Constabulary include the ranks of Head-Constables and Constables.

Figure 1: Rank-wise vacancies in Rajasthan Police

Vacancy (%)

— Total — Officer ranks — Constabulary ranks

→ As of 2021, the average vacancies nationally among officers stands at 28.6% while for constables it is at 21.6%.

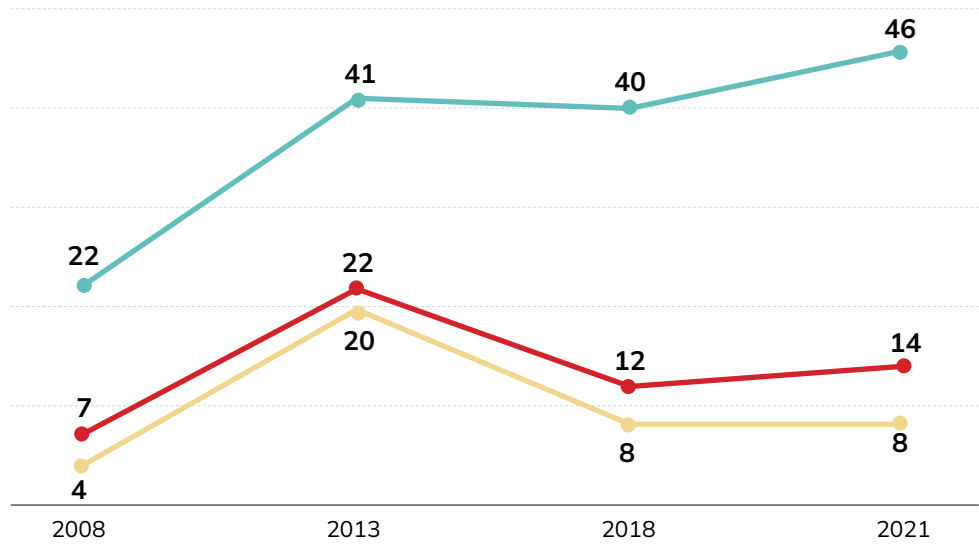


Figure 2: Police: Representation of OBC/SC/ST

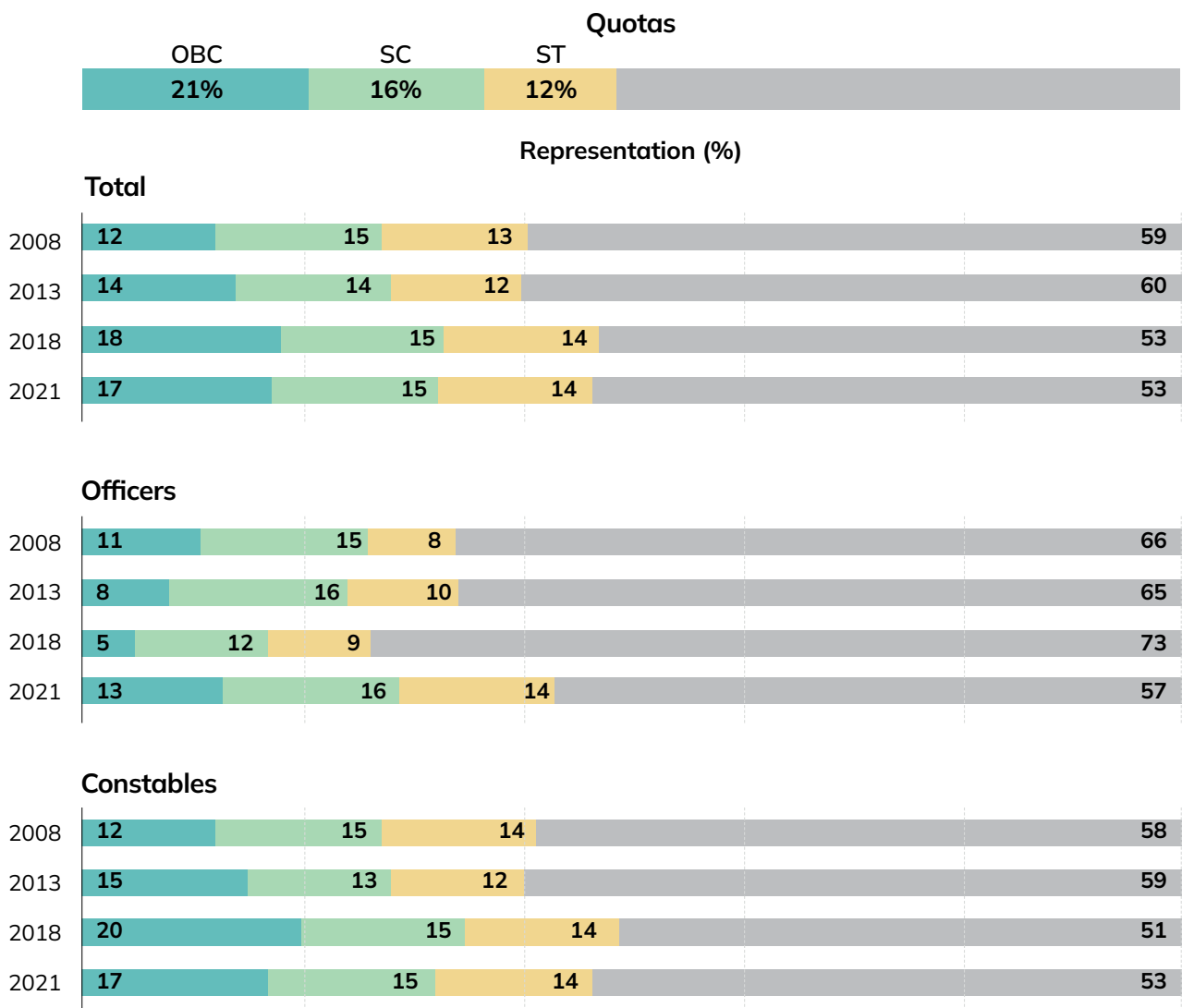


Figure 3: Police: Vacancies among OBC/SC/ST

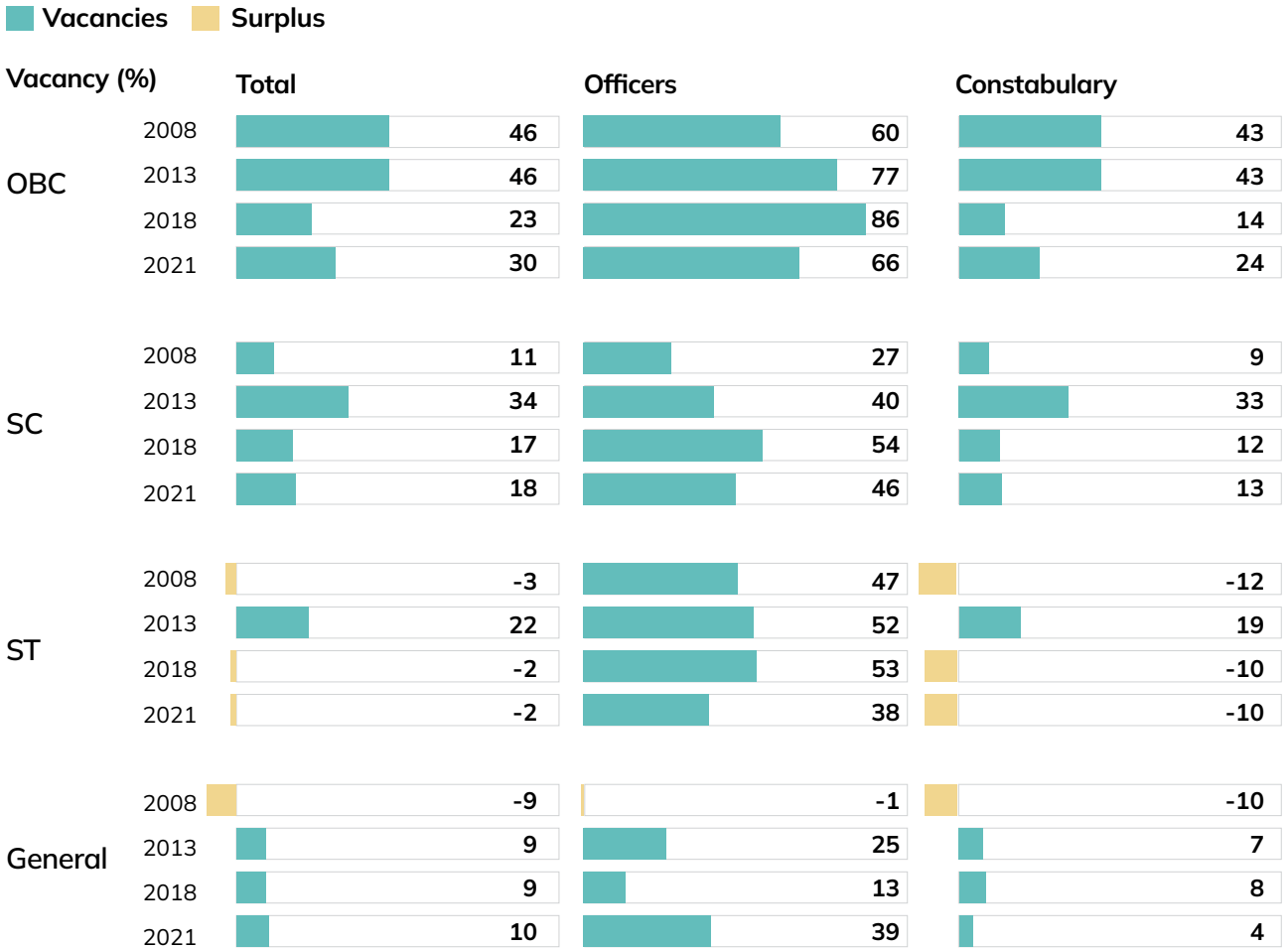
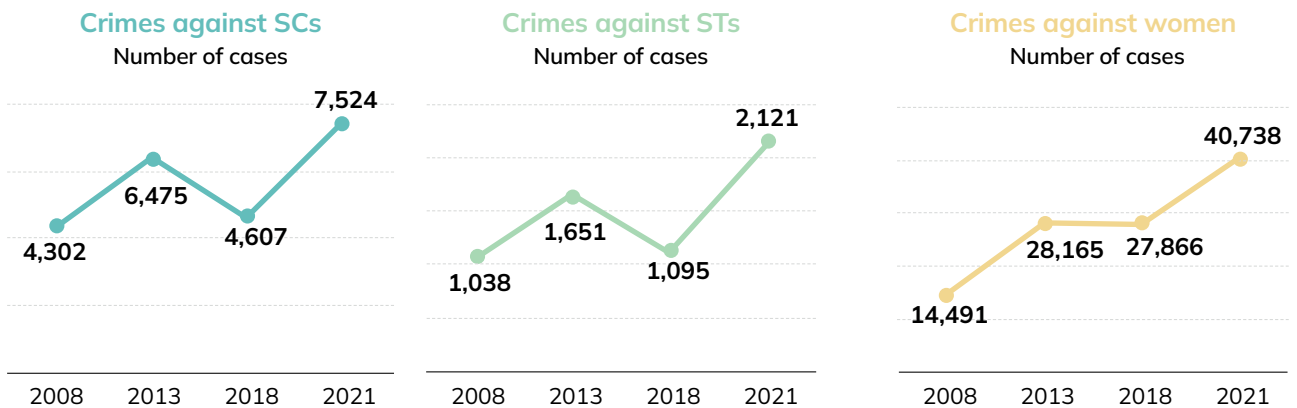


Figure 4: Crimes against SCs, STs and women

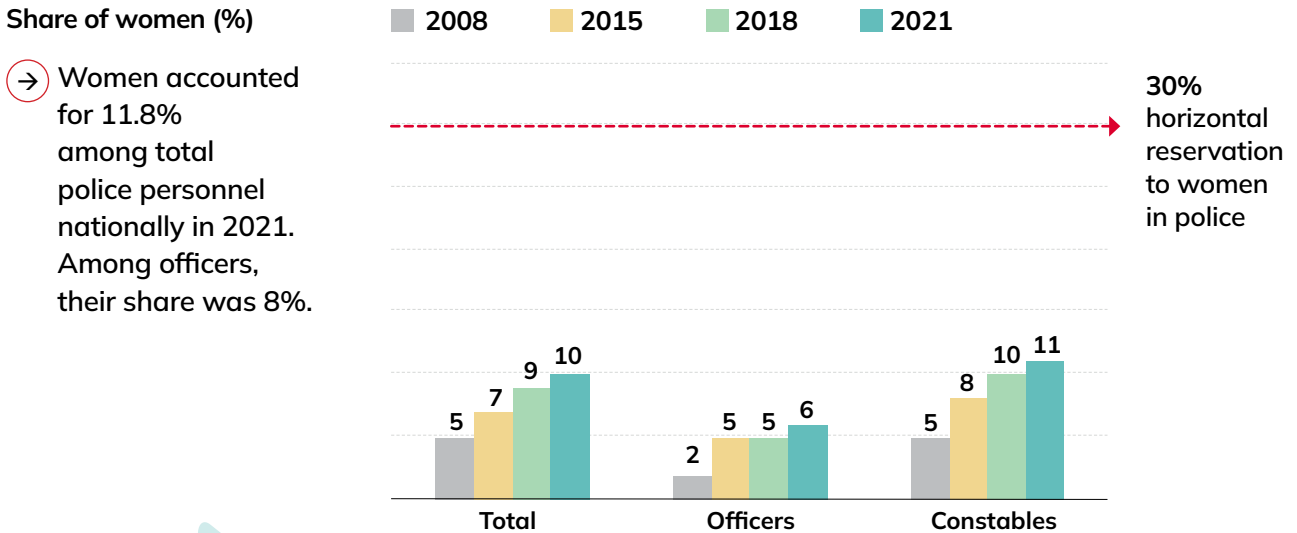
→ As of 2021, Rajasthan has the second-highest crime rate against Scheduled Castes at 61% following Madhya Pradesh at 63%. The incidence of crime against Scheduled Tribes had doubled between 2018 and 2021; while incidence of crime against women is the highest in Rajasthan.

Total crimes in state	2008	2013	2018	2021
	1,51,174	1,96,224	2,50,546	2,84,569



Note: Crimes include IPS and SLL crimes.
Source: Crime in India, published by National Crime Records Bureau between 2008 and 2021.

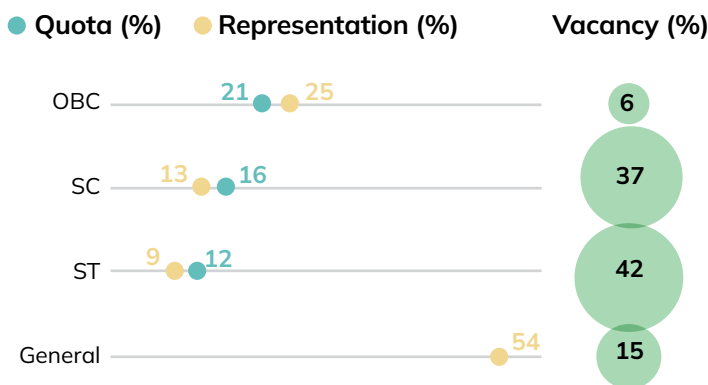
Figure 5: Share of women in police



→ As of 2021, Rajasthan needs 4,521 more women officers and 18,833 more constables to fulfill its 30% reservation. At the current rate of recruitment, Rajasthan will take 103 years to fulfill the 30% reservation quota for women.

Source: India Justice Report, 2022; pg 16.

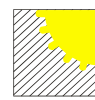
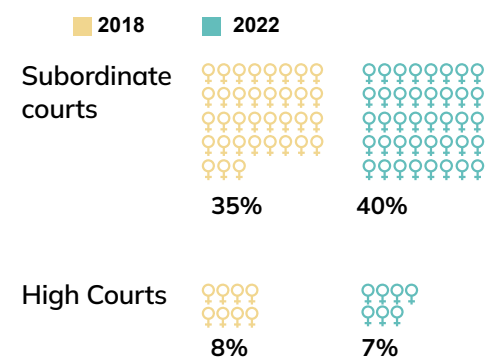
Figure 6: Judiciary: Representation of OBC/SC/ST in subordinate courts



Source: Department of Justice, Ministry of Law and Justice, Government of India and Parliamentary questions (July 2022)

Figure 7: Women In Rajasthan Courts

→ As of 2022, of the 26 judges in the High Court, only 2 are women.



Data/design partner

